

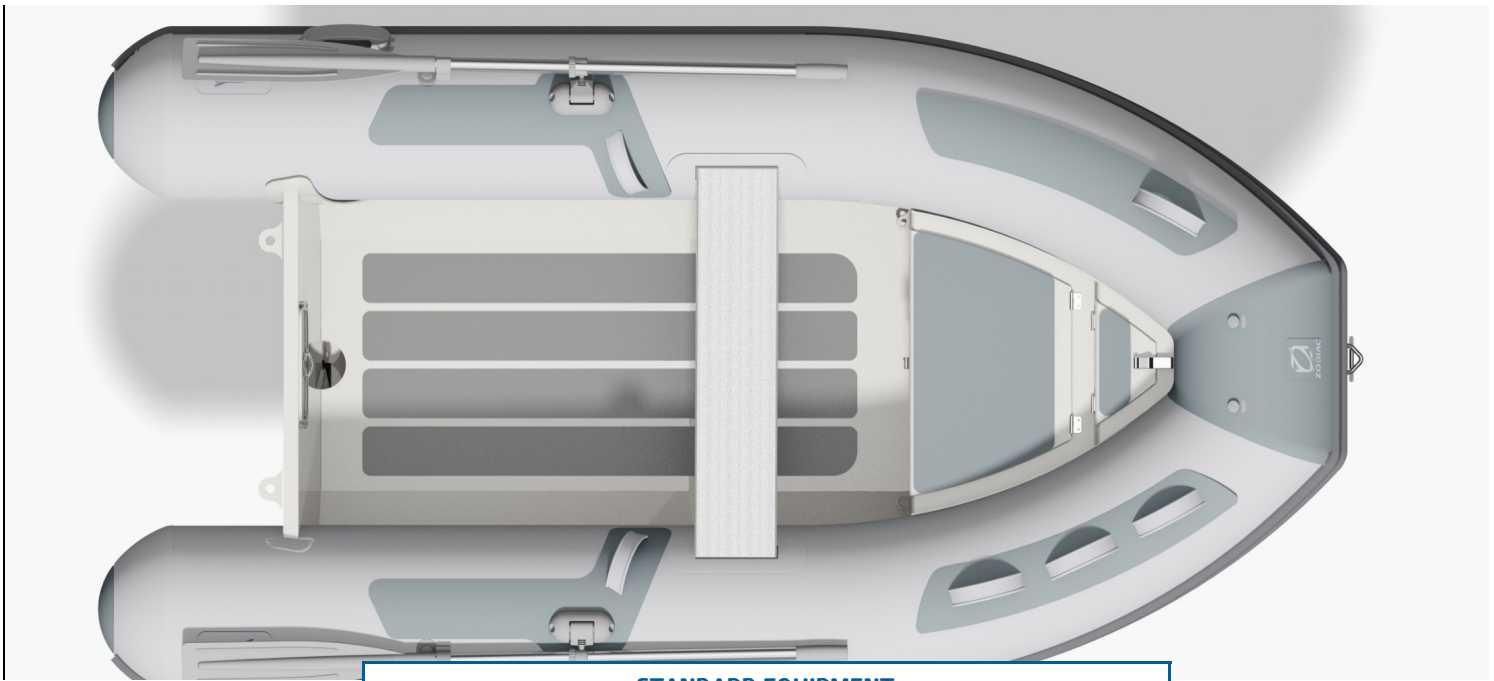


## TECHNICAL FEATURES

OVERALL LENGTH (m-ft)	3.03m -9'10"	NUMBER OF PASSENGERS (CAT. C)	5
INSIDE LENGTH (m-ft)	2.1m -6'11"	MAXIMUM PAYLOAD (CAT. C) (Kg-Lbs)	463 - 1021
OVERALL BEAM (m-ft)	1.67m -5'6"	NUMBER OF WATERTIGHT COMPARTMENTS	3
INSIDE BEAM (m-ft)	0.78m -2'7"	SHAFT	S
TUBE DIAMETER (m-ft)	0.41m -1'4"	MAXIMUM ALLOWED POWER (HP)	15
BARE BOAT WEIGHT (Kg - Lbs)	58 - 128	MAX. ALLOWED ENGINE WEIGHT (Kg-Lbs)	56 - 123

## VERSIONS

Cadet 300 RIB ALU DL NEO  
 Cadet 300 RIB Alu DL Strongan



## STANDARD EQUIPMENT

**HULL & DECK:** 2 aft towing rings, Full keel protection, Lifting points, 1 Bow D ring .

**COMFORT:** Removable thwart.

**TUBE:** 2 external handles /8 internal handles.

Deflecting rubbing strake.

**OTHER:** 2 Stainless steel paddles, Engine support plate, Foot pump , Repair kit / Owner's manual , Under bench storage bag / Waterproof Zodiac bag.

## OPTIONS & ACCESSORIES

### COMFORT

Bag under bench  
Side rigid boarding ladder

### FISHING & LEISURE

Fishing rod holder

### HULL & DECK

Lifting sling kit/towing bridle


### OTHER

12volt 240mb Inflator with pressure controller

12volt 800 mb Inflator with 450L/min pressure controller  
Davit-launched sling kit  
Launching wheels  
Pressure gauge

### TAXES

Eco contribution France -4m SR




## TECHNICAL FEATURES

OVERALL LENGTH (m-ft)	3.33m -10'10"	NUMBER OF PASSENGERS (CAT. C)	6
INSIDE LENGTH (m-ft)	2.3m -7'7"	MAXIMUM PAYLOAD (CAT. C) (Kg-Lbs)	548 - 1208
OVERALL BEAM (m-ft)	1.67m -5'6"	NUMBER OF WATERTIGHT COMPARTMENTS	3
INSIDE BEAM (m-ft)	0.78m -2'7"	SHAFT	S
TUBE DIAMETER (m-ft)	0.41m -1'4"	MAXIMUM ALLOWED POWER (HP)	15
BARE BOAT WEIGHT (Kg - Lbs)	62 - 137	MAX. ALLOWED ENGINE WEIGHT (Kg-Lbs)	56 - 123

## VERSIONS

Cadet 330 RIB Alu DL Strongan  
 Cadet RIB Alu 330 DL NEO



**STANDARD EQUIPMENT**

**HULL & DECK:** 2 aft towing rings, Full keel protection, Lifting points, 1 Bow D ring .

**COMFORT:** Removable thwart.

**TUBE:** 2 external handles /8 internal handles.

Deflecting rubbing strake.

**OTHER:** 2 Stainless steel paddles, Engine support plate, Foot pump , Repair kit / Owner's manual , Under bench storage bag / Waterproof Zodiac bag.

**OPTIONS & ACCESSORIES**

**COMFORT**

Bag under bench  
Side rigid boarding ladder

**FISHING & LEISURE**

Fishing rod holder

**HULL & DECK**

Lifting sling kit/towing bridle


**OTHER**

12volt 240mb Inflator with pressure controller

12volt 800 mb Inflator with 450L/min pressure controller  
Davit-launched sling kit  
Launching wheels  
Pressure gauge

**TAXES**

Eco contribution France -4m SR

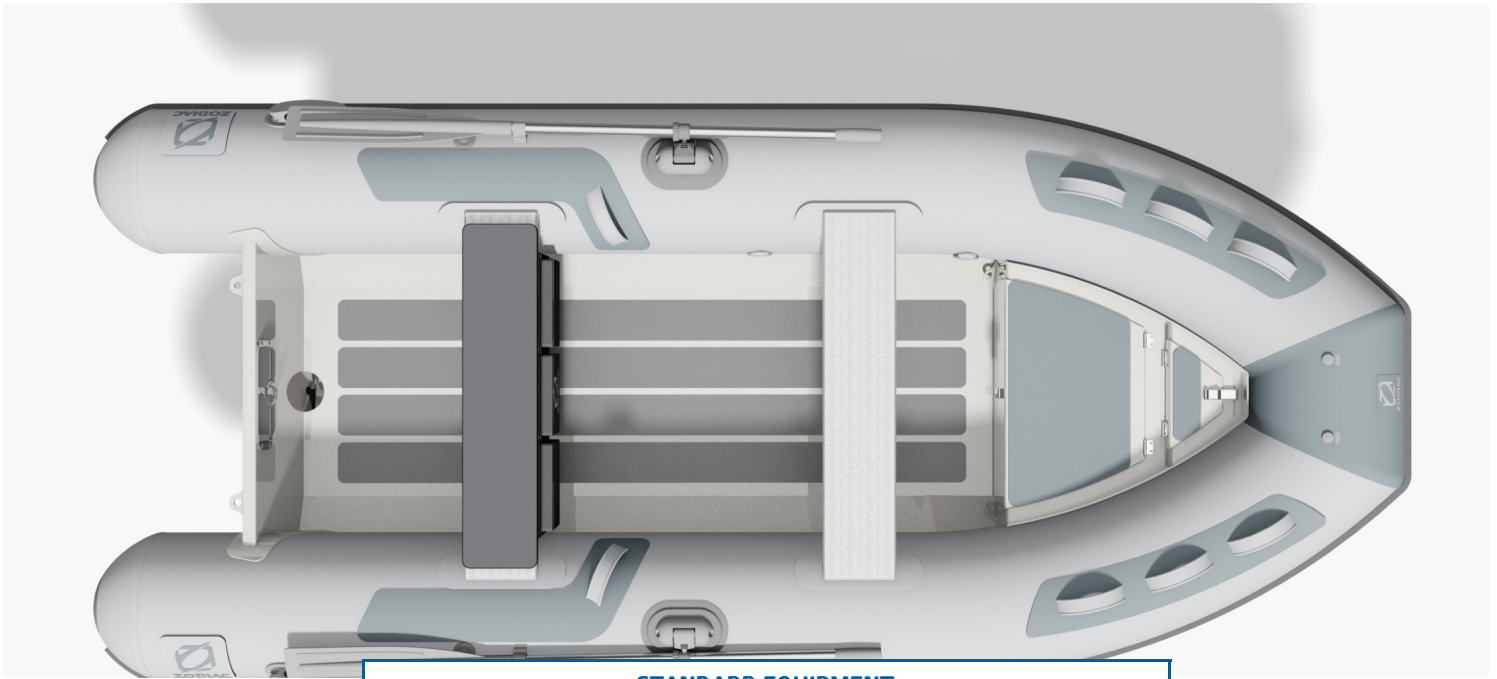


### TECHNICAL FEATURES

OVERALL LENGTH (m-ft)	3.63m -11'10"	NUMBER OF PASSENGERS (CAT. C)	6
INSIDE LENGTH (m-ft)	2.7m -8'10"	MAXIMUM PAYLOAD (CAT. C) (Kg-Lbs)	558 - 1230
OVERALL BEAM (m-ft)	1.67 -5'48"	NUMBER OF WATERTIGHT COMPARTMENTS	3
INSIDE BEAM (m-ft)	0.78 -2'56"	SHAFT	5
TUBE DIAMETER (m-ft)	0.41 -1'35"	MAXIMUM ALLOWED POWER (HP)	30
BARE BOAT WEIGHT (Kg - Lbs)	68 - 150	MAX. ALLOWED ENGINE WEIGHT (Kg-Lbs)	89 - 196

### VERSIONS

Cadet 360 RIB Alu DL NEO  
 Cadet 360 RIB Alu DL Strongan



## STANDARD EQUIPMENT

**HULL & DECK:** 2 aft towing rings, Full keel protection, Lifting points, 1 Bow D ring .

**COMFORT:** Removable thwart.

**TUBE:** 2 external handles /8 internal handles.

Deflecting rubbing strake.

**OTHER:** 2 Stainless steel paddles, Engine support plate, Foot pump ,  
Repair kit / Owner's manual , Under bench storage bag / Waterproof Zodiac bag.

## OPTIONS & ACCESSORIES

### COMFORT

Bag under bench  
Side rigid boarding ladder

### FISHING & LEISURE

Fishing rod holder

### HULL & DECK

Lifting sling kit/towing bridle

### OTHER

12volt 240mb Inflator with pressure controller

12volt 800 mb Inflator with 450L/min pressure controller  
Davit-launched sling kit  
Launching wheels  
Pressure gauge

### TAXES

Eco contribution France -4m SR




## TECHNICAL FEATURES

OVERALL LENGTH (m-ft)	3.93m -12'10"	NUMBER OF PASSENGERS (CAT. C)	7
INSIDE LENGTH (m-ft)	3m -9'84"	MAXIMUM PAYLOAD (CAT. C) (Kg-Lbs)	643 - 1418
OVERALL BEAM (m-ft)	1.67m -5'48"	NUMBER OF WATERTIGHT COMPARTMENTS	3
INSIDE BEAM (m-ft)	0.78m -2'56"	SHAFT	5
TUBE DIAMETER (m-ft)	0.41m -1'35"	MAXIMUM ALLOWED POWER (HP)	30
BARE BOAT WEIGHT (Kg - Lbs)	74 - 163	MAX. ALLOWED ENGINE WEIGHT (Kg-Lbs)	89 - 196

## VERSIONS

Cadet 390 RIB Alu DL NEO  
 Cadet 390 RIB Alu DL Strongan





## STANDARD EQUIPMENT

**HULL & DECK:** 2 aft towing rings, Full keel protection, Lifting points, 1 Bow D ring .

**COMFORT:** Removable thwart.

**TUBE:** 2 external handles /8 internal handles.

Deflecting rubbing strake.

**OTHER:** 2 Stainless steel paddles, Engine support plate, Foot pump, Repair kit / Owner's manual , Under bench storage bag / Waterproof Zodiac bag.

## OPTIONS & ACCESSORIES

### COMFORT

Bag under bench  
Side rigid boarding ladder

### FISHING & LEISURE

Fishing rod holder

### HULL & DECK

Lifting sling kit/towing bridle

### OTHER

12volt 240mb Inflator with pressure controller

12volt 800 mb Inflator with 450L/min pressure controller  
Davit-launched sling kit  
Launching wheels  
Pressure gauge

### TAXES

Eco contribution France -4m SR